


2021 EADA Survey



screens. However, because the survey system has to recalculate the totals, you must re-save every screen.


Sports Selection - Men's, Women's and Coed Teams

Select the varsity sports teams at your institution.

Sport	Men's	Women's	Coed	Sport	Men's	Women's	Coed
-------	-------	---------	------	-------	-------	---------	------

Archery	<input type="checkbox"/>	<input type="checkbox"/>	<input type="checkbox"/>	Badminton	<input type="checkbox"/>	<input type="checkbox"/>	<input type="checkbox"/>
---------	--------------------------	--------------------------	--------------------------	-----------	--------------------------	--------------------------	--------------------------


Baseball	<input checked="" type="checkbox"/>			Basketball	<input checked="" type="checkbox"/>	<input checked="" type="checkbox"/>	<input type="checkbox"/>
----------	-------------------------------------	--	--	------------	-------------------------------------	-------------------------------------	--------------------------



Track and
Field



Track and
Field



Varsity Teams

Men's Teams

Women's Teams

Baseball

39

Basketball

16

17

Football


110

Golf

6

Lacrosse

8



Coed Teams

Varsity Teams

Men

Women

Rifle


6

10

Total Participants Coed Teams

Male Head Coaches


Female Head Coaches




The Swimming and Diving (combined) field allows up to 2 head coaches. The Track and



Head Coaches - Coed Teams





Baseball

1

3

1

3

4

Basketball

3

3

3

Football


7


7

7

7

14





Average Annual Institutional Salary per Full-time equivalent (FTE)

88,114

47,688

16,279


Sum of Full-Time Equivalent (FTE) Positions Used to Calculate the Average




17.00

11.00

0.43

Soccer	32	2,974	95,182	27	2,363	63,809	158,991
Softball				34	2,960	100,645	100,645
Swimming and Diving (combined)				30	3,451	103,539	103,539
Track and Field and Cross Country (combined)	96	863	82,856	86	1,021	87,797	170,653
Volleyball							






Coed Teams

Varsity Team	Amount Allocated to Men	Amount Allocated to Women	Total
Rifle	68,554	114,257	182,811
Total Revenues Coed Teams	68,554	114,257	182,811
Grand Total Revenues			
Total Revenues Men's, Women's and Coed Teams	9,280,824	5,017,893	14,298,717

Not Allocated by Gender/Sport (Revenues not attributable)



Grand Total Revenues Minus

Grand Total Expenses (Line 14)

